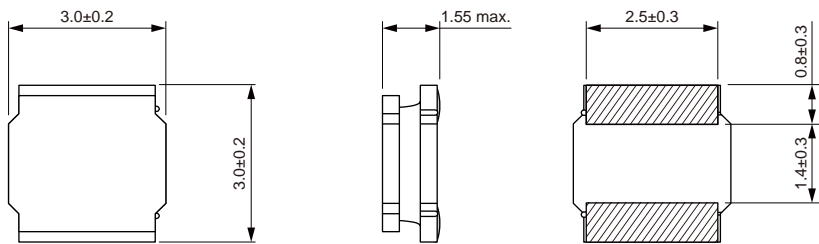


Wire Wound SMD Power Inductor Size 3015

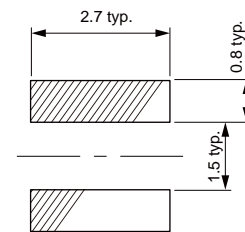


- Magnetic resin for higher current and semi-magnetically shielded
- Operating temperature: -40 to +125 °C (including self-temperature rise)
- Quantity: 2000pcs
- DC/DC converter
- LC filter

Dimensions: [mm]



Land Pattern: [mm]



Electrical Properties:

Satura on Satura on

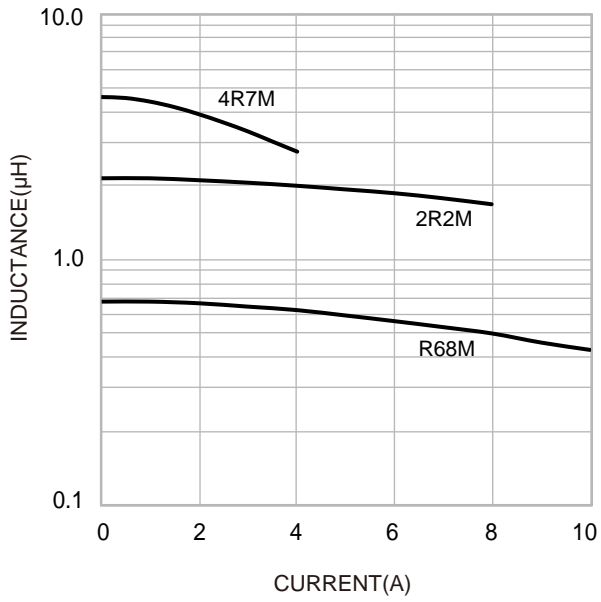
						()	()
±20%	5.90	5.00(μH)	11.0	8.80	0.0154	0.019	
±20%	5.90	5.00	10.6	8.60	0.0154	0.019	
±20%	5.80	4.90 ^{0.22}	10.0	8.00	0.016	0.021	
±20%	5.00	4.60 ^{0.24}	9.50	7.60	0.020	0.026	
±20%	4.50	3.80 ^{0.33}	8.30	7.00	0.028	0.0365	
±20%	3.80	3.30 ^{0.47}	7.00	5.80	0.037	0.048	
±20%	2.70	2.20 ^{0.68}	5.50	4.60	0.055	0.072	
±20%	2.50	2.20 ^{1.00}	4.60	3.70	0.074	0.095	
±20%	2.30	2.20 ^{1.50}	3.40	3.00	0.110	0.150	
±20%	1.90	1.70 ^{2.20}	3.00	2.50	0.150	0.185	
±20%	1.35	1.20 ^{3.30}	2.40	2.00	0.245	0.320	
±20%	1.20	1.10 ^{4.70}	2.00	1.60	0.350	0.450	
±20%	1.20	1.10 ^{6.80}	1.75	1.45	0.460	0.610	

Saturation Current that will cause initial inductance to drop approximately 30%

Temperature Rise Current: For max value, T < 40 °C; For Typ value, T is approximate 40 °C.

Typical Electrical Characteristics:

Inductance VS. Current Characteristics:



Temperature Rise VS. Current Characteristics:

