

# MD Series

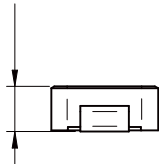
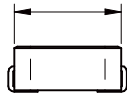
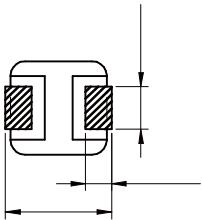


## CHARACTERISTICS

- 
- 
- 
- 
- 

## APPLICATION

- 
- 



Part No	Inductance (μH)	Tolerance	Temperature Rise Current Typ. (A)	Satura on current Typ. (A)	DCR Typ. (m )	DCR Max. (m )

C C

C

