

## FBHA S Series

Chip Ferrite Bead High Current Type  
Size 0805



### FEATURES

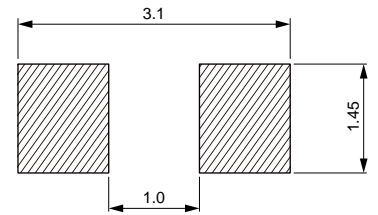
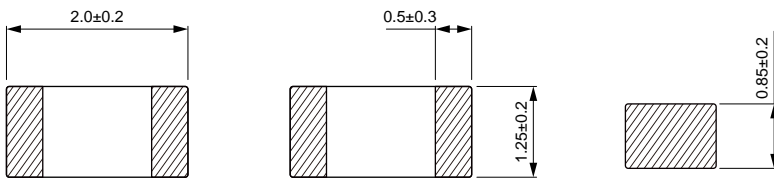
- Noise reduction solution for power line.
- Compared to the FBA series, has low direct current resistance for compatibility with large currents, optimal for low power consumption.
- Various frequency characteristics with 2 materials of different features for countermeasures against everything from general signals to high-speed signals.
- Performs well even in signal lines where low direct current resistance is required.
- AEC-Q200 qualified.
- Operating temperature: -55 to +150 °C (including self-temperature rise)
- Quantity: 4000PCS

### APPLICATION

- Power line filter for body controls, and car multimedia etc.

Dimensions: [mm]

Land Pattern: [mm]

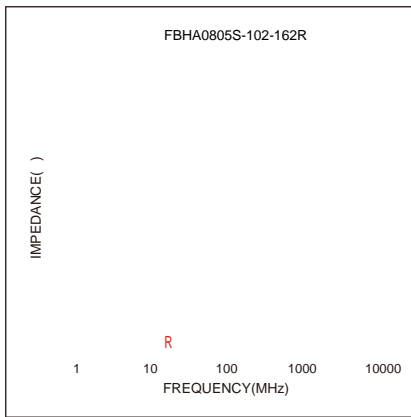
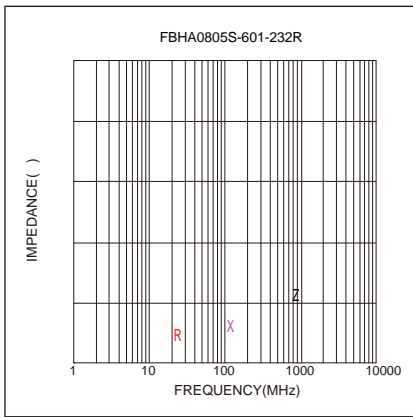
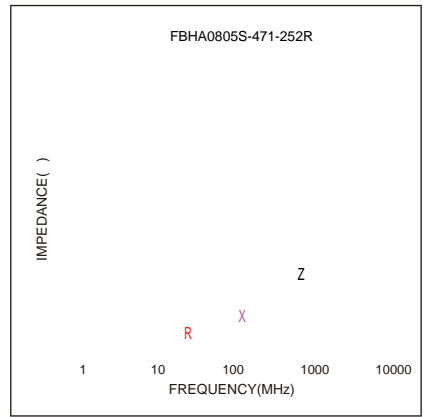
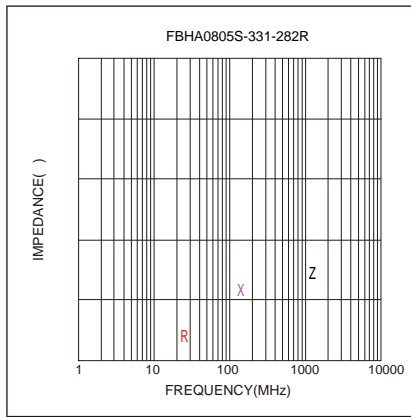
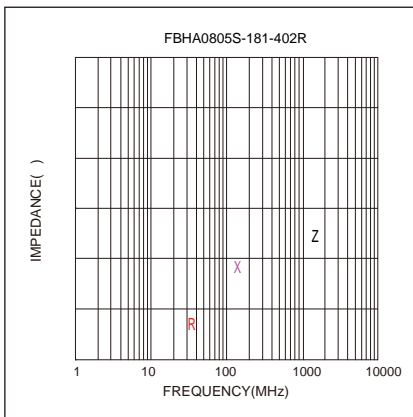
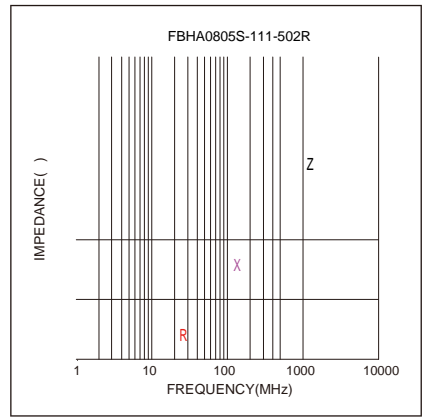
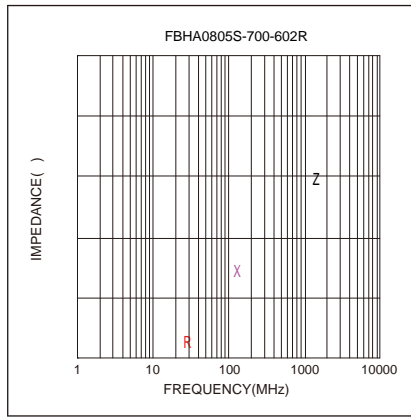
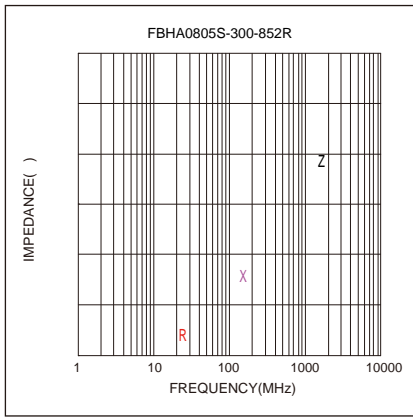


Electrical Properties:

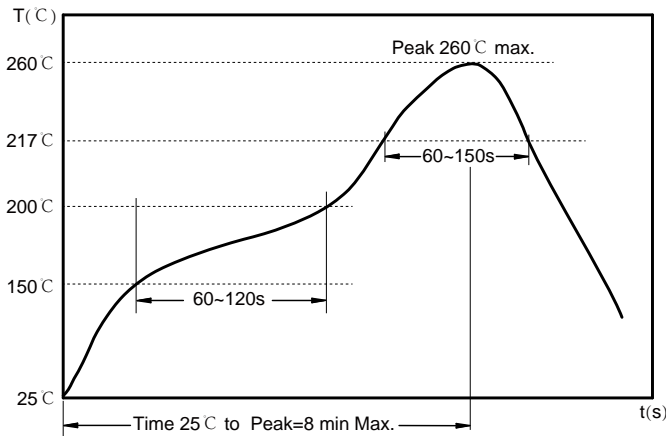
Part No	Impedance @ 100MHz	Tolerance	DC Resistance Max.	Temperature Rise Current Max.
FBHA0805S-300-852R	30	±25%	0.004	8500
FBHA0805S-700-602R	70	±25%	0.009	6000
FBHA0805S-111-502R	110	±25%	0.013	5000
FBHA0805S-181-402R	180	±25%	0.020	4000
FBHA0805S-331-282R	330	±25%	0.040	2800
FBHA0805S-471-252R	470	±25%	0.050	2500
FBHA0805S-601-232R	600	±25%	0.060	2300
FBHA0805S-102-162R	1000	±25%	0.120	1600

Temperature Rise Current: The actual value of DC current when the temperature rise is  $\Delta T=40^{\circ}\text{C}$

# Typical Electrical Characteristics:



## Soldering Reflow:



Preheat condition: 150 ~200 °C / 60~120 sec.

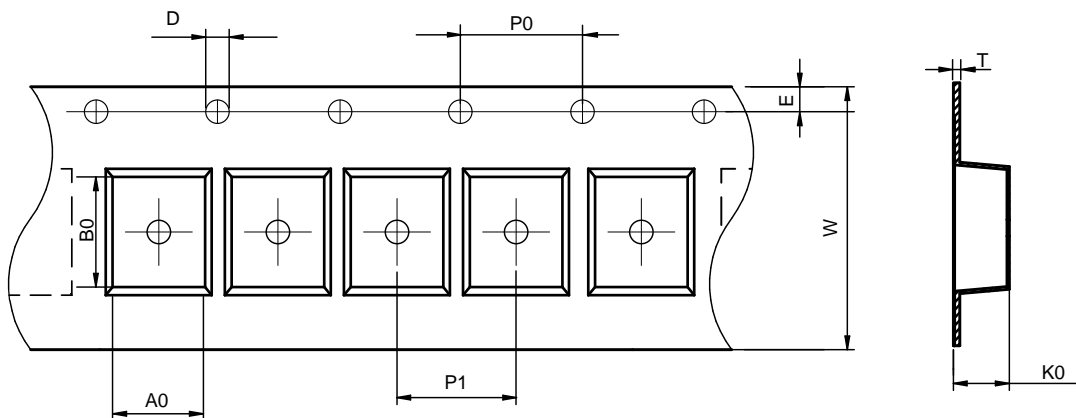
Allowed time above 217 °C: 60~150 sec.

Max temperature: 260 °C.

Allowed Reflow time: 3x max.

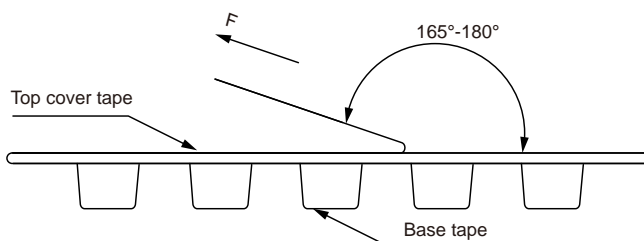
## Packaging Information:

### Tape Dimension:



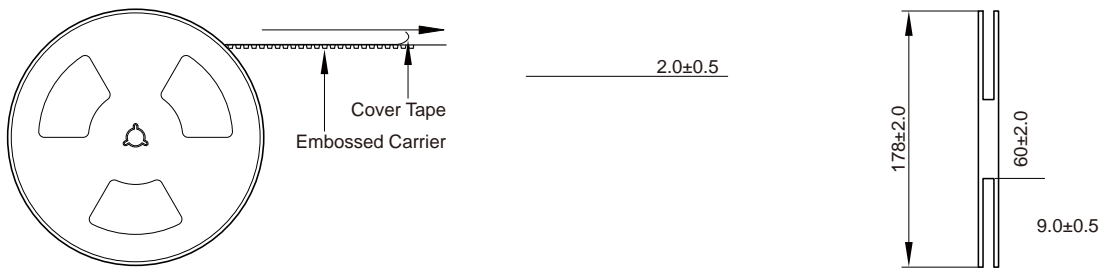
Series	A0 (mm)	B0 (mm)	D (mm)	P0 (mm)	P1 (mm)	W (mm)	K0 (mm)	E (mm)	T (mm)
FBHA0805S	1.30±0.05	2.10±0.05	1.5±0.1	4.0±0.1	4.0±0.1	8.0±0.3	0.95±0.05	1.75±0.1	0.95±0.05

### Peel force of top cover tape:



The peel force of top cover tape shall be between 0.14 to 0.58 N

## Reel Dimension: [mm]



## Cautions and Warnings:

### Storage Conditions:

- The storage period is within 12 months after the completion of production. Be sure to follow the storage conditions (temperature:  $-5$  to  $35^{\circ}\text{C}$ , humidity: 75% RH Max). If the storage period elapses, the soldering of the

- 
- 
- 

### Operation Instructions:

- 
- 
- 
-